



ROAD TRAFFIC SIGNS

(From the 3rd (1999) edition of the SADC Road Traffic Signs Manual)

Regulatory Signs Part 8 of 8 - Traffic Signals



Red Flashing Signal
Stop before signal and don't proceed until safe to do so.



Railway Crossing Red Flashing Signal
Train approaching, stop and proceed only when lights stop flashing and it is safe to do so



Steady Red Disc
Stop vehicle behind line and wait for green light before proceeding



Steady Yellow Disc
Prepare to stop behind line and wait for green light before proceeding



Steady Green Disc
Proceed through junction in any direction, subject to restricting road signs and yield right of way where applicable



Flashing Green
Proceed in direction displayed



Steady Red Arrow
Stop vehicle behind line and wait for green light before proceeding



Steady Yellow Arrow
Prepare to stop behind line and wait for green arrow before turning left



Steady Green Arrow
Proceed only in direction of arrow



Steady Green Arrow
Proceed only in direction of arrow



Steady Green Arrow
Proceed only in direction of arrow



Steady Green Arrow
Proceed only in direction of arrow



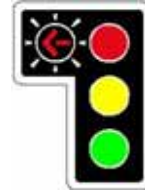
Steady Green Arrow
Proceed only in direction of arrows



Steady Green Arrow
Proceed only in direction of arrows



Steady Green Arrow
Proceed only in direction of arrows



Flashing Red Arrow
Stop and Turn Left if safe to do so




Flashing Green
Proceed in direction displayed



Steady Red Bus
Stop bus behind line and wait for green light before proceeding



Steady Yellow Tram
Prepare to stop tram behind line and wait for Green Light before proceeding



Flashing Green Bus
Bus may proceed



ROAD TRAFFIC SIGNS

(From the 3rd (1999) edition of the SADC Road Traffic Signs Manual)

Regulatory Signs Part 8 of 8 - Traffic Signals



Steady Green Arrow
Vehicles may be driven in a lane over which a green arrow is displayed



Steady Red Cross
Vehicles shall not be driven in a lane over which a red cross is displayed



Yellow Arrow Left
Indicates that the lane ahead is closed and that the driver shall leave the lane in the direction of the arrow when it is safe to do so



Yellow Arrow Right
Indicates that the lane ahead is closed and that the driver shall leave the lane in the direction of the arrow when it is safe to do so



Steady Red Indicates to pedestrians they may not cross

Flashing Red Those who have not yet crossed must stop, those already crossing are warned steady red follows soon

Steady Green
Pedestrians may cross, vehicles to give way to crossing pedestrians



Steady Red Indicates to cyclists they may not cross

Flashing Red Those who have not yet crossed must stop, those already crossing are warned steady red follows soon

Steady Green
Cyclists may cross, vehicles to give way to crossing cyclists



Hand Signals - Traffic Officers
Stop Traffic, approaching from the front



Hand Signals - Traffic Officers
Stop Traffic, approaching from the rear



Hand Signals - Traffic Officers
Stop Traffic, approaching from the front



Hand Signals - Traffic Officers
Indicates to traffic to proceed



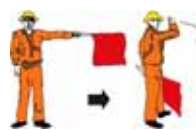
Hand Signals - Traffic Officers
Indicates to traffic to proceed



Hand Signals - Construction
Flag signal warning traffic



Hand Signals - Construction
Flag signal to proceed



Hand Signals - Construction
Flag signal to slow down



Hand Signals - Construction
Flag signal to stop



Hand Signals - Construction
Warning of slow moving vehicles